

## MEAN CENTRAL DISTANCE—CENTRAL DISTANCE INEQUALITIES

JIA JIN WEN, SHAN HE WU, JUN YUAN AND TIAN YONG HAN

(Communicated by L. Yang)

*Abstract.* By means of the analysis, convex geometry, computer and majorization theories, in the centered 2-surround system  $S^{(2)}\{P, \Gamma, I\}$ , we establish the following mean central distance–central distance inequalities:

$$\frac{\exp\left(\frac{1}{|\Gamma|} \int_{\Gamma} \log \bar{r}_P\right)}{\exp\left(\frac{1}{|\Gamma|} \int_{\Gamma} \log r_P\right)} \geq \frac{1}{2} \left[ \sec \frac{l\pi}{|\Gamma|} + \cot \frac{l\pi}{|\Gamma|} \log \left( \tan \frac{l\pi}{|\Gamma|} + \sec \frac{l\pi}{|\Gamma|} \right) \right]$$

and

$$\left( \frac{\frac{1}{|\Gamma|} \int_{\Gamma} \bar{r}_P^2}{\frac{1}{|\Gamma|} \int_{\Gamma} r_P} \right)^{1/2} \geq \frac{1}{2} \left[ \sec \frac{l\pi}{|\Gamma|} + \cot \frac{l\pi}{|\Gamma|} \log \left( \tan \frac{l\pi}{|\Gamma|} + \sec \frac{l\pi}{|\Gamma|} \right) \right] \text{ when } 0 < \angle APA_+ \leq \tau,$$

where  $\tau = 2.49342812654089\dots$ , and  $\tau/2$  is the unique real root of the following equation:

$$\frac{d^2[\sec \theta + \cot \theta \log(\tan \theta + \sec \theta)]}{d\theta^2} = 0, \theta \in \left(0, \frac{\pi}{2}\right).$$

We also demonstrate the applications of our results, and obtain the  $N$ -mean central distance – central distance inequality and the mean central distance–central distance–limit inequality.

### 1. Introduction

We begin by recalling some of the basic concepts as follows [1, 2, 3, 4].

Let  $\gamma: I \rightarrow \mathbb{R}^2$  be a continuous function, where  $I \subset \mathbb{R}$  is an interval, and let the image

$$\Gamma \triangleq \gamma(I) = \{\gamma(t) \in \mathbb{R}^2 \mid \gamma(t) = x(t)\mathbf{i} + y(t)\mathbf{j}, t \in I\}$$

of  $\gamma$  be a smooth curve, that is, the derivatives  $x'(t)$  and  $y'(t)$  are continuous, and the derivative of the vector  $\gamma(t)$  satisfies the condition

$$\gamma'(t) \triangleq x'(t)\mathbf{i} + y'(t)\mathbf{j} \neq \mathbf{0} \Leftrightarrow \|\gamma'(t)\| \triangleq \sqrt{[x'(t)]^2 + [y'(t)]^2} > 0, \forall t \in I,$$

here

$$\mathbf{0} \triangleq (0, 0), \mathbf{i} \triangleq (1, 0), \mathbf{j} \triangleq (0, 1), \mathbb{R} \triangleq (-\infty, \infty), \mathbb{R}^2 \triangleq \mathbb{R} \times \mathbb{R}.$$

*Mathematics subject classification* (2010): 26D15, 26E60, 51K05, 52A40.

*Keywords and phrases:* Isoperimetric inequality,  $p$ -mean, surround system, mean central distance, Schur-convex function.

Corresponding author: Jun Yuan.

Then the length  $|\Gamma|$  of the curve  $\Gamma$  exists and

$$0 < |\Gamma| \triangleq \int_I \|\gamma'(t)\| dt = \int_I \sqrt{[x'(t)]^2 + [y'(t)]^2} dt \leq \infty,$$

and  $0 < |\Gamma| < \infty$  if  $0 < |I| < \infty$ , where  $|I|$  is the measure of the interval  $I$ .

In this paper, we assume that  $\Gamma$  is a smooth and convex Jordan closed curve in  $\mathbb{R}^2$  [1, 2, 3, 4]. Then

$$\Gamma \triangleq \{\gamma(t) \in \mathbb{R}^2 | \gamma(t) = x(t)\mathbf{i} + y(t)\mathbf{j}, t \in \mathbb{R}\} \text{ and } \gamma(t) \equiv \gamma(t + |\Gamma|), \forall t \in \mathbb{R},$$

that is,  $\gamma(t)$  is a periodic function with the period  $|\Gamma|$ , where the parameter  $t$  is the natural parameter, that is,

$$0 < l \leq |\Gamma| \Rightarrow |\gamma([t, t + l])| \triangleq \int_t^{t+l} \sqrt{[x'(t)]^2 + [y'(t)]^2} dt = l, \forall t \in \mathbb{R}.$$

We denote by  $D(\Gamma)$  the convex region enclosed by the Jordan closed curve  $\Gamma$  and, we also define

$$A_- \triangleq \gamma(t_A - l), A \triangleq \gamma(t_A) \text{ and } A_+ \triangleq \gamma(t_A + l), t_A \in \mathbb{R}. \tag{1}$$

If  $l$  is a fixed real number and  $0 < l < |\Gamma|/2$ , then we say that the plane point set

$$D(\Gamma, l) \triangleq \bigcap_{A \in \Gamma} \widehat{A-AA_+} \subset D(\Gamma) \subset \mathbb{R}^2$$

is an  $l$ -central region of the curve  $\Gamma$ , where the angular region

$$\widehat{A-AA_+} \triangleq \{(1 - \lambda)\gamma(t_A) + \lambda\gamma(t) | 0 < \lambda < \infty, t_A + l < t < t_A - l + |\Gamma|\}.$$

Let the  $l$ -central region  $D(\Gamma, l)$  be non-empty and the fixed point  $P \in D(\Gamma, l)$ . We say that the set

$$S^{(2)}\{P, \Gamma, l\} \triangleq \{P, \Gamma, l\}$$

is a centered 2-surround system or centered 2-satellite system,  $P$  is a center and  $A, A_+ \in \Gamma$  are two satellites of the system.

For the centered 2-surround system  $S^{(2)}\{P, \Gamma, l\}$ , we may think of the point  $P$  as the center of the earth,  $\Gamma$  as the orbit of two satellites  $A, A_+$ . In order to avoid hitting, the satellites  $A, A_+$  must move by same curve velocity, that is,

$$l \triangleq |\gamma([t_A, t_A + l])| \in \left(0, \frac{|\Gamma|}{2}\right)$$

is invariable. This is the significance of the centered 2-surround system  $S^{(2)}\{P, \Gamma, l\}$  in the theory of satellite.

For centered 2-surround system  $S^{(2)}\{P, \Gamma, l\}$ , we let  $P'$  denote the projection of the point  $P$  in the line  $AA_+$ , and we say that the distance

$$r_P \triangleq \text{Distance}(P, AA_+) = \|P' - P\|$$

from the point  $P$  to line  $AA_+$  is a *central distance* of the system, and the positive real number

$$\bar{r}_P \triangleq \frac{1}{\|A_+ - A\|} \int_{M \in [AA_+]} \|M - P\|$$

is a *mean central distance* of the system, which is the mean of the distance between the point  $P$  and the point  $M$  in the straight line segment  $[AA_+]$ , see Figure 1.

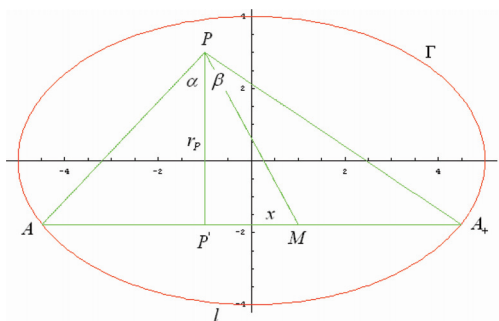


Figure 1: The graph of the centered 2-surround system  $S^{(2)}\{P, \Gamma, l\}$ .

Let  $f : \Gamma \rightarrow (0, \infty)$  be a continuous function [5, 6] defined on the smooth Jordan closed curve  $\Gamma$ . Then the functional

$$M_{\Gamma}^{[p]}(f) \triangleq \begin{cases} \left( \frac{1}{|\Gamma|} \oint_{\Gamma} f^p \right)^{1/p}, & p \in \mathbb{R}, p \neq 0 \\ \exp \left( \frac{1}{|\Gamma|} \oint_{\Gamma} \log f \right), & p = 0 \end{cases}$$

is called the *p-mean* (or *p-power mean*) of the function  $f$  [7, 8, 9, 10, 11, 12], where  $\oint_{\Gamma}$  is the *curve integral* and,

$$M_{\Gamma}(f) \triangleq M_{\Gamma}^{[1]}(f) = \frac{1}{|\Gamma|} \oint_{\Gamma} f \text{ and } G_{\Gamma}(f) \triangleq M_{\Gamma}^{[0]}(f) = \exp \left( \frac{1}{|\Gamma|} \oint_{\Gamma} \log f \right)$$

are the *mean* and the *geometric mean* of the function  $f$ , respectively.

The theory of satellite is important in space science. In [1, 2, 3, 4, 13], the authors systematically studied the theory of satellite and obtained some useful results.

In the convex geometry, a well-known isoperimetric inequality can be expressed as: If  $\Gamma$  is a smooth Jordan closed curve, then we have

$$\text{Area}D(\Gamma) \leq \frac{|\Gamma|^2}{4\pi}, \tag{2}$$

where  $\text{Area}D(\Gamma)$  denote the area of the region  $D(\Gamma)$ . Equality in (2) holds if and only if  $\Gamma$  is a circle.

In the convex geometry, a large number of isoperimetric inequalities similar to (2) had been obtained [1, 2, 3, 4, 14, 15, 16].

In this paper, by means of the *theory of majorization* [17], we will study the sharp lower bounds of  $G_\Gamma(\bar{r}_P)/G_\Gamma(r_P)$  and  $M_\Gamma^{[2]}(\bar{r}_P)/M_\Gamma(r_P)$ , and establish two new isoperimetric inequalities in the centered surround system  $S^{(2)}\{P, \Gamma, l\}$ .

Our main results are as follows.

**THEOREM 1.1.** (Mean central distance–central distance inequality)

Let  $S^{(2)}\{P, \Gamma, l\}$  be a centered 2-surround system. Then we have the following isoperimetric inequality:

$$\frac{G_\Gamma(\bar{r}_P)}{G_\Gamma(r_P)} \geq \frac{1}{2} \left[ \sec \frac{l\pi}{|\Gamma|} + \cot \frac{l\pi}{|\Gamma|} \log \left( \tan \frac{l\pi}{|\Gamma|} + \sec \frac{l\pi}{|\Gamma|} \right) \right]. \tag{3}$$

Equality in (3) holds if and only if  $\Gamma$  is a circle and  $P$  is the center of the circle.

**THEOREM 1.2.** (Mean central distance–central distance inequality)

Let  $S^{(2)}\{P, \Gamma, l\}$  be a centered 2-surround system. If

$$A \in \Gamma \Rightarrow 0 < \angle APA_+ \leq \tau = 2.49342812654089\dots,$$

where  $\tau/2$  is the unique real root of the equation:

$$\frac{d^2[\sec \theta + \cot \theta \log(\tan \theta + \sec \theta)]}{d\theta^2} = 0, \theta \in \left(0, \frac{\pi}{2}\right), \tag{4}$$

then we have the following isoperimetric inequality:

$$\frac{M_\Gamma^{[2]}(\bar{r}_P)}{M_\Gamma(r_P)} \geq \frac{1}{2} \left[ \sec \frac{l\pi}{|\Gamma|} + \cot \frac{l\pi}{|\Gamma|} \log \left( \tan \frac{l\pi}{|\Gamma|} + \sec \frac{l\pi}{|\Gamma|} \right) \right]. \tag{5}$$

Equality in (5) holds if and only if  $\Gamma$  is a circle and  $P$  is the center of the circle.

In Section 5, we will demonstrate the applications of Theorems 1.1 and 1.2.

We remark here that, the relevant calculations in this paper are dependent on the Mathematica software since these calculations are very complex.

## 2. Preliminaries

In order to prove Theorems 1.1 and 1.2, we need to establish several identities and inequalities involving the centered 2-surround system as follows.

**LEMMA 2.1.** (See Lemma 4 in [4]) Let  $S^{(2)}\{P, \Gamma, l\}$  be a centered 2-surround system. Then we have the following identity:

$$\oint_\Gamma \angle A_-PA_+ = 2l\pi. \tag{6}$$

LEMMA 2.2. (Hadamard inequality [18]) *Let the function  $\varphi : [a, b] \rightarrow \mathbb{R}$  be a continuous convex function. Then we have*

$$\frac{\varphi(a) + \varphi(b)}{2} \geq \frac{1}{b-a} \int_a^b \varphi(x) dx \geq \varphi\left(\frac{a+b}{2}\right). \tag{7}$$

LEMMA 2.3. *Let  $\alpha, \beta \in \left(-\frac{\pi}{2}, \frac{\pi}{2}\right)$  and  $\alpha + \beta \in (0, \pi)$ . Then we have*

$$\frac{\int_{-\tan\alpha}^{\tan\beta} \sqrt{x^2 + 1} dx}{\tan\alpha + \tan\beta} \geq \tan \frac{\alpha + \beta}{2} \int_0^1 \sqrt{x^2 + \cot^2 \frac{\alpha + \beta}{2}} dx. \tag{8}$$

Equality in (8) holds if and only if  $\alpha = \beta$ .

*Proof.* This proof is based on the theory of majorization [17, 19, 20]. Let

$$F(\alpha, \beta) \triangleq \frac{\int_{-\tan\alpha}^{\tan\beta} \sqrt{x^2 + 1} dx}{\tan\alpha + \tan\beta} \text{ and } E \triangleq \{(\alpha, \beta) \mid \alpha, \beta \in \left(-\frac{\pi}{2}, \frac{\pi}{2}\right), \alpha + \beta \in (0, \pi)\}.$$

Then

$$F(\alpha, \beta) = F(\beta, \alpha), \forall (\alpha, \beta) \in E. \tag{9}$$

Let  $x = -t$ . Then we have

$$\begin{aligned} F(\alpha, \beta) &= \frac{\int_{-\tan\alpha}^{\tan\beta} \sqrt{x^2 + 1} dx}{\tan\alpha + \tan\beta} = \frac{\int_{\tan\alpha}^{-\tan\beta} \sqrt{(-t)^2 + 1} d(-t)}{\tan\alpha + \tan\beta} \\ &= -\frac{\int_{\tan\alpha}^{-\tan\beta} \sqrt{t^2 + 1} dt}{\tan\alpha + \tan\beta} = \frac{\int_{-\tan\beta}^{\tan\alpha} \sqrt{t^2 + 1} dt}{\tan\alpha + \tan\beta} \\ &= \frac{\int_{-\tan\beta}^{\tan\alpha} \sqrt{x^2 + 1} dx}{\tan\beta + \tan\alpha} = F(\beta, \alpha). \end{aligned}$$

That is, (9) holds.

Now we prove that the symmetric function  $F(\alpha, \beta)$  is a Schur-convex function [17, 19] on the symmetric convex set  $E$ . By the theory of majorization, we just need to prove that

$$(\alpha - \beta) \left( \frac{\partial F}{\partial \alpha} - \frac{\partial F}{\partial \beta} \right) \geq 0, \forall (\alpha, \beta) \in E. \tag{10}$$

Indeed, since

$$\frac{d \tan \alpha}{d \alpha} = \sec^2 \alpha, \quad \frac{d \tan \beta}{d \beta} = \sec^2 \beta,$$

and

$$(\alpha, \beta) \in E \Rightarrow \sqrt{\tan^2 \alpha + 1} = \sec \alpha \text{ with } \sqrt{\tan^2 \beta + 1} = \sec \beta,$$

we have

$$\frac{\partial}{\partial \alpha} \int_{-\tan\alpha}^{\tan\beta} \sqrt{x^2 + 1} dx = \sec^3 \alpha \text{ and } \frac{\partial}{\partial \beta} \int_{-\tan\alpha}^{\tan\beta} \sqrt{x^2 + 1} dx = \sec^3 \beta.$$

Hence

$$\begin{aligned} \frac{\partial F}{\partial \alpha} &= \frac{\partial}{\partial \alpha} \frac{\int_{-\tan \alpha}^{\tan \beta} \sqrt{x^2 + 1} dx}{\tan \alpha + \tan \beta} \\ &= \frac{(\tan \alpha + \tan \beta) \frac{\partial}{\partial \alpha} \int_{-\tan \alpha}^{\tan \beta} \sqrt{x^2 + 1} dx - \frac{\partial}{\partial \alpha} (\tan \alpha + \tan \beta) \int_{-\tan \alpha}^{\tan \beta} \sqrt{x^2 + 1} dx}{(\tan \alpha + \tan \beta)^2} \\ &= \frac{(\tan \alpha + \tan \beta) \sec^3 \alpha - \sec^2 \alpha \int_{-\tan \alpha}^{\tan \beta} \sqrt{x^2 + 1} dx}{(\tan \alpha + \tan \beta)^2}, \end{aligned}$$

that is,

$$\frac{\partial F}{\partial \alpha} = \frac{(\tan \alpha + \tan \beta) \sec^3 \alpha - \sec^2 \alpha \int_{-\tan \alpha}^{\tan \beta} \sqrt{x^2 + 1} dx}{(\tan \alpha + \tan \beta)^2}. \tag{11}$$

Similarly, from (9), we have

$$\frac{\partial F}{\partial \beta} = \frac{(\tan \alpha + \tan \beta) \sec^3 \beta - \sec^2 \beta \int_{-\tan \alpha}^{\tan \beta} \sqrt{x^2 + 1} dx}{(\tan \alpha + \tan \beta)^2}. \tag{12}$$

Set  $\tan \alpha = u$ ,  $\tan \beta = v$ . Then, by (11), (12) and

$$\sec^2 \alpha = \tan^2 \alpha + 1 = u^2 + 1, \quad \sec^2 \beta = \tan^2 \beta + 1 = v^2 + 1, \quad u + v > 0,$$

we get

$$\begin{aligned} &\frac{\partial F}{\partial \alpha} - \frac{\partial F}{\partial \beta} \\ &= \frac{(\sec^3 \alpha - \sec^3 \beta) (\tan \alpha + \tan \beta) - (\sec^2 \alpha - \sec^2 \beta) \int_{-\tan \alpha}^{\tan \beta} \sqrt{x^2 + 1} dx}{(\tan \alpha + \tan \beta)^2} \\ &= (\sec^2 \alpha - \sec^2 \beta) \frac{\frac{\sec^3 \alpha - \sec^3 \beta}{\sec^2 \alpha - \sec^2 \beta} (\tan \alpha + \tan \beta) - \int_{-\tan \alpha}^{\tan \beta} \sqrt{x^2 + 1} dx}{(\tan \alpha + \tan \beta)^2} \\ &= \frac{\tan^2 \alpha - \tan^2 \beta}{(\tan \alpha + \tan \beta)^2} \left[ \frac{\sec^2 \alpha + \sec^2 \beta + \sec \alpha \sec \beta}{\sec \alpha + \sec \beta} (\tan \alpha + \tan \beta) - \int_{-\tan \alpha}^{\tan \beta} \sqrt{x^2 + 1} dx \right] \\ &= \frac{\tan \alpha - \tan \beta}{\tan \alpha + \tan \beta} \left[ \frac{\sec^2 \alpha + \sec^2 \beta + \sec \alpha \sec \beta}{\sec \alpha + \sec \beta} (\tan \alpha + \tan \beta) - \int_{-\tan \alpha}^{\tan \beta} \sqrt{x^2 + 1} dx \right] \\ &= \frac{u - v}{u + v} \left[ \frac{u^2 + v^2 + 2 + \sqrt{(u^2 + 1)(v^2 + 1)}}{\sqrt{u^2 + 1} + \sqrt{v^2 + 1}} (u + v) - \int_{-u}^v \sqrt{x^2 + 1} dx \right] \\ &= (u - v) \left[ \frac{u^2 + v^2 + 2 + \sqrt{(u^2 + 1)(v^2 + 1)}}{\sqrt{u^2 + 1} + \sqrt{v^2 + 1}} - \frac{\int_{-u}^v \sqrt{x^2 + 1} dx}{u + v} \right], \end{aligned}$$

that is,

$$(\alpha - \beta) \left( \frac{\partial F}{\partial \alpha} - \frac{\partial F}{\partial \beta} \right) = (\alpha - \beta)(u - v)G(u, v), \tag{13}$$

where

$$G(u, v) \triangleq \frac{u^2 + v^2 + 2 + \sqrt{(u^2 + 1)(v^2 + 1)}}{\sqrt{u^2 + 1} + \sqrt{v^2 + 1}} - \frac{\int_{-u}^v \sqrt{x^2 + 1} dx}{u + v}.$$

Since

$$(\alpha - \beta)(u - v) = \frac{(\alpha - \beta) \sin(\alpha - \beta)}{\cos \alpha \cos \beta} \geq 0, \quad \forall (\alpha, \beta) \in E,$$

inequality (13) is equivalent to the inequality

$$G(u, v) \geq 0, \quad \forall u, v \in \mathbb{R}, u + v > 0. \tag{14}$$

Let

$$\varphi : \mathbb{R} \rightarrow \mathbb{R}, \quad \varphi(x) \triangleq \sqrt{x^2 + 1}. \tag{15}$$

Then

$$\frac{d\varphi}{dx} = \frac{x}{\sqrt{x^2 + 1}} \text{ and } \frac{d^2\varphi}{dx^2} = \frac{1}{(x^2 + 1)^{3/2}} > 0.$$

Hence the function  $\varphi$  is a continuous convex function on  $\mathbb{R}$ . By Lemma 2.2, we have

$$\frac{\int_{-u}^v \sqrt{x^2 + 1} dx}{u + v} \leq \frac{\varphi(-u) + \varphi(v)}{2} = \frac{1}{2} (\sqrt{u^2 + 1} + \sqrt{v^2 + 1}). \tag{16}$$

By (16), we get

$$\begin{aligned} G(u, v) &= \frac{u^2 + v^2 + 2 + \sqrt{(u^2 + 1)(v^2 + 1)}}{\sqrt{u^2 + 1} + \sqrt{v^2 + 1}} - \frac{\int_{-u}^v \sqrt{x^2 + 1} dx}{u + v} \\ &\geq \frac{u^2 + v^2 + 2 + \sqrt{(u^2 + 1)(v^2 + 1)}}{\sqrt{u^2 + 1} + \sqrt{v^2 + 1}} - \frac{1}{2} (\sqrt{u^2 + 1} + \sqrt{v^2 + 1}) \\ &= \frac{u^2 + v^2 + 2}{2(\sqrt{u^2 + 1} + \sqrt{v^2 + 1})} \\ &> 0. \end{aligned}$$

Hence (13) and (14) are proved.

Since the symmetric function  $F(\alpha, \beta)$  is a Schur-convex function on the symmetric convex set  $E$ , and

$$(\alpha, \beta) \succ \left( \frac{\alpha + \beta}{2}, \frac{\alpha + \beta}{2} \right),$$

by the definition of the Schur-convex function [17, 19], we have

$$\begin{aligned} F(u, v) &\geq F\left(\frac{\alpha + \beta}{2}, \frac{\alpha + \beta}{2}\right) = \frac{1}{2 \tan \frac{\alpha + \beta}{2}} \int_{-\tan \frac{\alpha + \beta}{2}}^{\tan \frac{\alpha + \beta}{2}} \sqrt{x^2 + 1} dx \\ &= \frac{1}{\tan \frac{\alpha + \beta}{2}} \int_0^{\tan \frac{\alpha + \beta}{2}} \sqrt{x^2 + 1} dx \end{aligned}$$

$$\begin{aligned}
 &= \tan \frac{\alpha + \beta}{2} \int_0^{\tan \frac{\alpha + \beta}{2}} \sqrt{\left(x \cot \frac{\alpha + \beta}{2}\right)^2 + \cot^2 \frac{\alpha + \beta}{2}} dx \left(x \cot \frac{\alpha + \beta}{2}\right) \\
 &= \tan \frac{\alpha + \beta}{2} \int_0^1 \sqrt{t^2 + \cot^2 \frac{\alpha + \beta}{2}} dt.
 \end{aligned}$$

That is, inequality (8) is proved. This ends the proof of Lemma 2.3.  $\square$

We remark here that, in [19], the authors extended the theory of majorization and established the theory of weak monotonic function, and they show that a Schur-convex function is a weak increasing function under the proper hypotheses, that is, they obtained the following result: Let  $\Omega \subset \mathbb{R}_{++}^n$  be a symmetrical and convex domain, and let  $f : \Omega \rightarrow \mathbb{R}$  be a homogeneous with degree  $\gamma \geq 0$ , symmetrical and differentiable function. If  $f : \Omega \rightarrow \mathbb{R}$  is a Schur-convex function and  $f(\mathbf{e}) \geq 0$ , then  $f : \Omega \rightarrow \mathbb{R}$  is a weak increasing function.

LEMMA 2.4. *Let  $S^{(2)}\{P, \Gamma, l\}$  be centered 2-surround system. Then*

$$\bar{r}_P \geq r_P \tan \frac{\angle APA_+}{2} \int_0^1 \sqrt{t^2 + \cot^2 \frac{\angle APA_+}{2}} dt. \tag{17}$$

Equality in (17) holds if and only if  $P'$  is the midpoint of line segment  $[AA_+]$ .

*Proof.* Let

$$A \triangleq x_A \mathbf{i}, A_+ \triangleq x_{A_+} \mathbf{i}, M \triangleq x \mathbf{i}, x_A \leq x \leq x_{A_+}, P \triangleq r_P \mathbf{j}, P' \triangleq 0 \mathbf{i} + 0 \mathbf{j},$$

and let

$$\alpha \triangleq \angle APP' = -\arctan \frac{x_A}{r_P}, \beta \triangleq \angle A_+ PP' = \arctan \frac{x_{A_+}}{r_P}.$$

Then

$$\angle APA_+ = \alpha + \beta, x_A = -r_P \tan \alpha, x_{A_+} = r_P \tan \beta, \tag{18}$$

$$\alpha, \beta \in \left(-\frac{\pi}{2}, \frac{\pi}{2}\right), \alpha + \beta \in (0, \pi), \tag{19}$$

and

$$\|M - P\| = \sqrt{x^2 + r_P^2}, \|A_+ - A\| = x_{A_+} - x_A, r_P = \frac{\|A_+ - A\|}{\tan \alpha + \tan \beta}. \tag{20}$$

See Figure 1.

Notice that

$$\begin{aligned}
 \bar{r}_P &= \frac{1}{\|A_+ - A\|} \int_{[AA_+]} \|P - M\| = \frac{1}{x_{A_+} - x_A} \int_{x_A}^{x_{A_+}} \sqrt{x^2 + r_P^2} dx \\
 &= \frac{1}{x_{A_+} - x_A} \int_{-r_P \tan \alpha}^{r_P \tan \beta} \sqrt{x^2 + r_P^2} dx = \frac{1}{r_P (\tan \alpha + \tan \beta)} \int_{-r_P \tan \alpha}^{r_P \tan \beta} \sqrt{x^2 + r_P^2} dx \\
 &= \frac{r_P}{\tan \alpha + \tan \beta} \int_{-r_P \tan \alpha}^{r_P \tan \beta} \sqrt{\left(\frac{x}{r_P}\right)^2 + 1} d\left(\frac{x}{r_P}\right) = \frac{r_P}{\tan \alpha + \tan \beta} \int_{-\tan \alpha}^{\tan \beta} \sqrt{x^2 + 1} dx,
 \end{aligned}$$



that is,

$$\bar{r}_P = r_P \frac{\int_{-\tan \alpha}^{\tan \beta} \sqrt{x^2 + 1} dx}{\tan \alpha + \tan \beta}. \tag{21}$$

By (21) and Lemma 2.3, we get

$$\begin{aligned} \bar{r}_P &= r_P \frac{\int_{-\tan \alpha}^{\tan \beta} \sqrt{x^2 + 1} dx}{\tan \alpha + \tan \beta} \geq r_P \tan \frac{\alpha + \beta}{2} \int_0^1 \sqrt{x^2 + \cot^2 \frac{\alpha + \beta}{2}} dx \\ &= r_P \tan \frac{\angle APA_+}{2} \int_0^1 \sqrt{t^2 + \cot^2 \frac{\angle APA_+}{2}} dt. \end{aligned}$$

That is, inequality (17) is proved.

Based on the above proof, we know that equality in (17) holds if and only if  $P'$  is the midpoint of line segment  $[AA_+]$ . The proof of Lemma 2.4 is completed.  $\square$

LEMMA 2.5. (Jensen’s inequality, see [21, 22]) *Let  $E \subset \mathbb{R}^m$  be a bounded and closed region (or curve), and let the functions  $f : E \rightarrow \mathbb{R}$  and  $\phi : f(E) \rightarrow \mathbb{R}$  be Riemann integrable, where  $f(E)$  is an interval. If  $\phi : f(E) \rightarrow \mathbb{R}$  is a convex function, then we have the following Jensen’ inequality:*

$$\frac{\int_E \phi(f)}{\int_E} \geq \phi \left( \frac{\int_E f}{\int_E} \right). \tag{22}$$

A well-known Jensen’s inequality [21, 22, 23, 24, 20] can be stated as:

$$f(A(x)) \triangleq f \left( \frac{1}{n} \sum_{j=1}^n x_j \right) \leq \frac{1}{n} \sum_{j=1}^n f(x_j) \triangleq A(f(x)), \tag{23}$$

where  $f : I \rightarrow \mathbb{R}$  is a convex function, and  $x_j \in I, j = 1, 2, \dots, n$ . Inequality (23) is reversed if  $f : I \rightarrow \mathbb{R}$  is a concave function.

We remark here that, in [22], the authors generalized the inequalities (22) and (23) by means of the theory of majorization, and obtained the following result: Let two functions  $f : [a, b] \rightarrow (0, \infty)$  and  $g : [a, b] \rightarrow (0, \infty)$  satisfy the condition

$$\sup_{t \in [a, b]} \left\{ \left| \frac{g''(t)}{f''(t)} \right| \right\} < \inf_{t \in [a, b]} \left\{ \frac{g(t)}{f(t)} \right\}.$$

If  $f''(t) > 0, \forall t \in [a, b]$ , then for any  $x \in [a, b]^n$ , we have the following *J-P-S-F type inequalities*:

$$\frac{f(A(x))}{g(A(x))} \leq \dots \leq \frac{f_{i+1, n}(x)}{g_{i+1, n}(x)} \leq \frac{f_{i, n}(x)}{g_{i, n}(x)} \leq \dots \leq \frac{A(f(x))}{A(g(x))}, \tag{24}$$

where

$$f_{k, n}(x) \triangleq \frac{1}{\binom{n}{k}} \sum_{1 \leq i_1 < \dots < i_k \leq n} f \left( \frac{x_{i_1} + \dots + x_{i_k}}{k} \right), \quad 1 \leq k \leq n, \quad n \geq 2.$$

This inequalities are reversed if  $f''(t) < 0, \forall t \in [a, b]$ . Further, let  $E \subset \mathbb{R}^m$  be a bounded closed domain, where the measure  $|E| = 1$ , and let  $\phi : E \rightarrow [a, b]$  be a Riemann integrable function. If  $f''(t) > 0, \forall t \in [a, b]$ , then we have the following *Jensen-type inequality*:

$$\frac{f(\int_E \phi)}{g(\int_E \phi)} \leq \frac{\int_E f(\phi)}{\int_E g(\phi)}, \tag{25}$$

which is also an extension of inequality (22). Inequality (25) is reversed if  $f''(t) < 0, \forall t \in [a, b]$ .

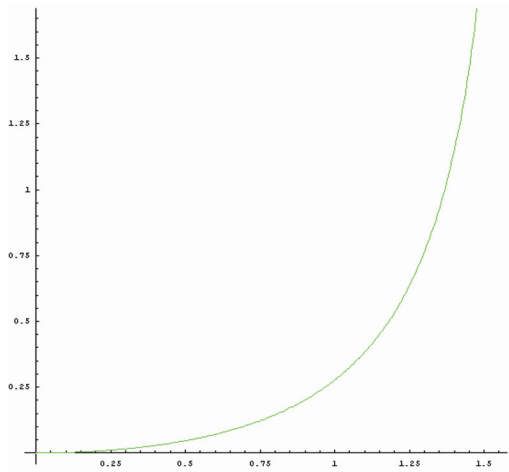


Figure 2: The graph of the function  $\omega(\theta)$  where  $\theta \in (0, \frac{\pi}{2})$ .

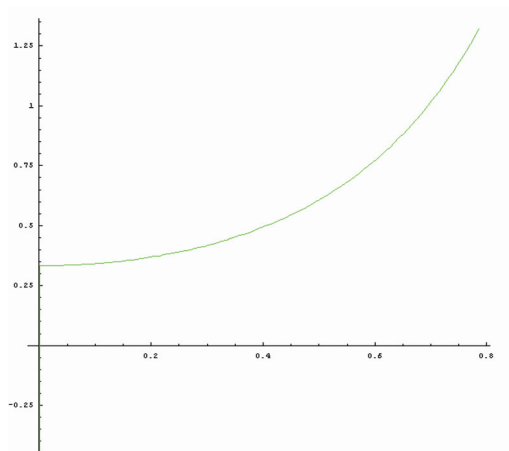


Figure 3: The graph of the function  $\frac{d^2\omega}{d\theta^2}$  where  $\theta \in (0, \frac{\pi}{4}]$ .

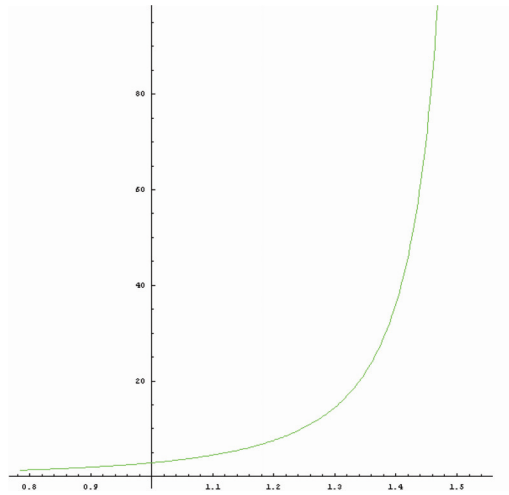


Figure 4: The graph of the function  $\frac{d^2 w}{d\theta^2}$  where  $\theta \in [\frac{\pi}{4}, \frac{\pi}{2})$ .

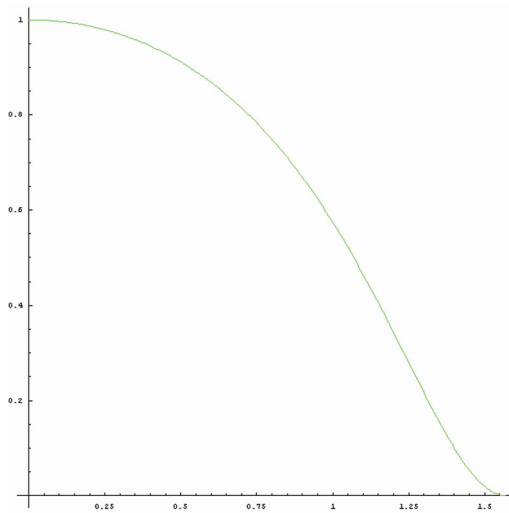


Figure 5: The graph of the function  $\chi(\theta)$  where  $\theta \in (0, \frac{\pi}{2})$ .

### 3. Proof of Theorem 1.1

*Proof.* We first prove inequality (3). Since [4]

$$\int_0^1 \sqrt{t^2 + \cot^2 \theta} dt = \frac{1}{2} [\csc \theta + \cot^2 \theta \log (\tan \theta + \sec \theta)], \tag{26}$$

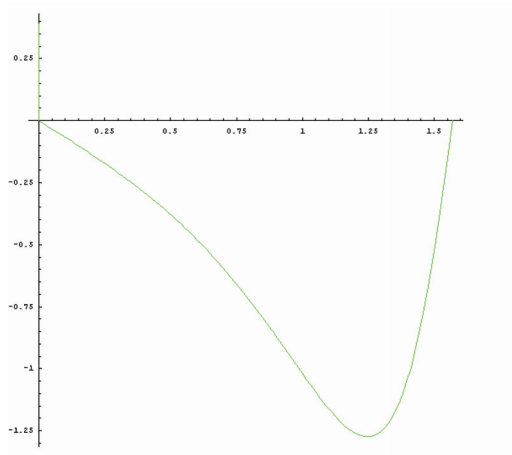


Figure 6: The graph of the function  $\frac{d\chi(\theta)}{d\theta}$  where  $\theta \in (0, \frac{\pi}{2})$ .

we have

$$\tan \theta \int_0^1 \sqrt{t^2 + \cot^2 \theta} dt = \frac{1}{2} [\sec \theta + \cot \theta \log(\tan \theta + \sec \theta)]. \tag{27}$$

Consider the following auxiliary function

$$\omega : (0, \frac{\pi}{2}) \rightarrow \mathbb{R}, \omega(\theta) \triangleq \log \left\{ \frac{1}{2} [\sec \theta + \cot \theta \log(\tan \theta + \sec \theta)] \right\}. \tag{28}$$

By means of the command `D[ ]` of the Mathematica software, we get

$$\frac{d^2 \omega}{d\theta^2} = - \frac{\left[ -\csc^2 \theta \log(\sec \theta + \tan \theta) + \sec \theta \tan \theta + \frac{\cot \theta (\sec^2 \theta + \sec \theta \tan \theta)}{\sec \theta + \tan \theta} \right]^2}{[\cot \theta \log(\sec \theta + \tan \theta) + \sec \theta]^2} + \frac{\varpi(\theta)}{\cot \theta \log(\sec \theta + \tan \theta) + \sec \theta},$$

where

$$\begin{aligned} \varpi(\theta) \triangleq & 2 \cot \theta \csc^2 \theta \log(\sec \theta + \tan \theta) + \sec^3 \theta + \sec \theta \tan^2 \theta \\ & - \frac{2 \csc^2 \theta (\sec^2 \theta + \sec \theta \tan \theta)}{\sec \theta + \tan \theta} - \frac{\cot \theta (\sec^2 \theta + \sec \theta \tan \theta)^2}{(\sec \theta + \tan \theta)^2} \\ & + \frac{\cot \theta (\sec^3 \theta + 2 \sec^2 \theta \tan \theta + \sec \theta \tan^2 \theta)}{\sec \theta + \tan \theta}. \end{aligned}$$

By means of the command `Plot[ ]`, we know that the graph of the function  $\omega(\theta)$  is depicted in Figures 2, and the graph of the function  $d^2 \omega/d\theta^2$  is depicted in Figures 3

and 4, and by means of the commands Solve[ ] and Limit[ ], we know that the equation  $d^2\omega/d\theta^2 = 0$  has no any real root in the interval  $(0, \pi/2)$  and

$$\frac{d^2\omega}{d\theta^2} > \lim_{\theta \rightarrow 0} \frac{d^2\omega}{d\theta^2} = \frac{1}{3} > 0.$$

So the  $\omega$  is a convex function with respect to the variable  $\theta \in (0, \pi/2)$ .

By Lemma 2.4, (27) and (28), we get

$$\log \frac{\bar{r}_P}{r_P} \geq \log \left( \tan \frac{\angle APA_+}{2} \int_0^1 \sqrt{t^2 + \cot^2 \frac{\angle APA_+}{2}} dt \right) = \omega \left( \frac{\angle APA_+}{2} \right). \tag{29}$$

Since the function  $\omega$  is a convex function, according to (28), (29) and Lemma 2.5, we get

$$\begin{aligned} \frac{1}{|\Gamma|} \oint_{\Gamma} \log \frac{\bar{r}_P}{r_P} &\geq \frac{1}{|\Gamma|} \oint_{\Gamma} \omega \left( \frac{\angle APA_+}{2} \right) \geq \omega \left( \frac{1}{|\Gamma|} \oint_{\Gamma} \frac{\angle APA_+}{2} \right) = \omega \left( \frac{l\pi}{|\Gamma|} \right) \\ &= \log \left\{ \frac{1}{2} \left[ \sec \frac{l\pi}{|\Gamma|} + \cot \frac{l\pi}{|\Gamma|} \log \left( \tan \frac{l\pi}{|\Gamma|} + \sec \frac{l\pi}{|\Gamma|} \right) \right] \right\}, \end{aligned}$$

that is,

$$\frac{\exp \left( \frac{1}{|\Gamma|} \oint_{\Gamma} \log \bar{r}_P \right)}{\exp \left( \frac{1}{|\Gamma|} \oint_{\Gamma} \log r_P \right)} \geq \frac{1}{2} \left[ \sec \frac{l\pi}{|\Gamma|} + \cot \frac{l\pi}{|\Gamma|} \log \left( \tan \frac{l\pi}{|\Gamma|} + \sec \frac{l\pi}{|\Gamma|} \right) \right]. \tag{30}$$

Hence inequality (3) is proved. The proof of Theorem 1.1 is completed.  $\square$

### 4. Proof of Theorem 1.2

*Proof.* Consider a new auxiliary function:

$$\chi : \left( 0, \frac{\pi}{2} \right) \rightarrow \mathbb{R}, \chi(\theta) \triangleq \left\{ \frac{1}{2} [\sec \theta + \cot \theta \log(\tan \theta + \sec \theta)] \right\}^{-2}. \tag{31}$$

By means of the command D[ ] of the Mathematica software, we get

$$\frac{d\chi(\theta)}{d\theta} = - \frac{8 \left[ -\csc^2 \theta \log(\sec \theta + \tan \theta) + \sec \theta \tan \theta + \frac{\cot \theta (\sec^2 \theta + \sec \theta \tan \theta)}{\sec \theta + \tan \theta} \right]}{[\cot \theta \log(\sec \theta + \tan \theta) + \sec \theta]^3},$$

and by means of the command FindMinimum[ ], we get

$$\min_{0 < \theta < \pi/2} \left\{ \frac{d\chi(\theta)}{d\theta} \right\} = \left( \frac{d\chi(\theta)}{d\theta} \right)_{\theta=\theta_0} = -1.2737520635993627\dots,$$

where  $\theta_0 = 1.246714063270445\dots$ , which is also the unique real root of equation (4), and the strictly decreasing interval of  $d\chi(\theta)/d\theta$  is  $(0, \theta_0]$ , which is also strictly concave interval of the function  $\chi(\theta)$ .

By means of the command Plot[ ] of the Mathematica software, we know that the graph of the function  $\chi(\theta)$  is depicted in Figure 5, and the graph of the function  $d\chi(\theta)/d\theta$  is depicted in Figure 6.

Since

$$A \in \Gamma \Rightarrow 0 < \angle APA_+ \leq \tau \Rightarrow 0 < \frac{\angle APA_+}{2} \leq \frac{\tau}{2} = \theta_0,$$

according to (28), (31), Cauchy inequality [2]

$$\frac{1}{|\Gamma|} \oint_{\Gamma} f \times g \leq \sqrt{\frac{1}{|\Gamma|} \oint_{\Gamma} f^2 \times \frac{1}{|\Gamma|} \oint_{\Gamma} g^2},$$

Lemmas 2.1, 2.4 and 2.5, we get

$$\begin{aligned} M_{\Gamma}(r_P) &\triangleq \frac{1}{|\Gamma|} \oint_{\Gamma} r_P \\ &\leq \frac{1}{|\Gamma|} \oint_{\Gamma} \bar{r}_P \left( \tan \frac{\angle APA_+}{2} \int_0^1 \sqrt{t^2 + \cot^2 \frac{\angle APA_+}{2}} dt \right)^{-1} \\ &= \frac{1}{|\Gamma|} \oint_{\Gamma} \bar{r}_P \times \sqrt{\chi\left(\frac{\angle APA_+}{2}\right)} \\ &\leq \sqrt{\frac{1}{|\Gamma|} \oint_{\Gamma} \bar{r}_P^2 \times \frac{1}{|\Gamma|} \oint_{\Gamma} \chi\left(\frac{\angle APA_+}{2}\right)} \\ &= M_{\Gamma}^{[2]}(\bar{r}_P) \sqrt{\frac{1}{|\Gamma|} \oint_{\Gamma} \chi\left(\frac{\angle APA_+}{2}\right)} \\ &\leq M_{\Gamma}^{[2]}(\bar{r}_P) \sqrt{\chi\left(\frac{1}{|\Gamma|} \oint_{\Gamma} \frac{\angle APA_+}{2}\right)} \\ &= M_{\Gamma}^{[2]}(\bar{r}_P) \sqrt{\chi\left(\frac{1}{2|\Gamma|} \oint_{\Gamma} \angle APA_+\right)} \\ &= M_{\Gamma}^{[2]}(\bar{r}_P) \sqrt{\chi\left(\frac{1}{2|\Gamma|} \times 2l\pi\right)} \\ &= M_{\Gamma}^{[2]}(\bar{r}_P) \sqrt{\chi\left(\frac{l\pi}{|\Gamma|}\right)} \\ &= M_{\Gamma}^{[2]}(\bar{r}_P) \left\{ \frac{1}{2} \left[ \sec \frac{l\pi}{|\Gamma|} + \cot \frac{l\pi}{|\Gamma|} \log \left( \tan \frac{l\pi}{|\Gamma|} + \sec \frac{l\pi}{|\Gamma|} \right) \right] \right\}^{-1}. \end{aligned}$$

That is, inequality (5) holds.

Based on the above proof, we know that equality in (5) holds if and only if  $\Gamma$  is a circle and  $P$  is the center of the circle. This completes the proof of Theorem 1.2.  $\square$

### 5. Applications

Let  $S^{(2)}\{P, \Gamma, l_j\}$  be a centered 2-surround system, where  $j = 1, 2, \dots, N, N \geq 3$ . Then we say the set

$$S^{(2)}\{P, \Gamma, \mathbf{l}\} \triangleq \{P, \Gamma, \mathbf{l}\}$$

is a centered  $N$ -surround system and  $P$  is a center of the system, where

$$\mathbf{l} \triangleq (l_1, l_2, \dots, l_N) \in \mathbb{R}^N, 0 < l_j < \frac{|\Gamma|}{2}, \forall j: 1 \leq j \leq N, \sum_{j=1}^N l_j = |\Gamma|.$$

If we define

$$A_j \triangleq \gamma \left( t_A + \sum_{k=1}^j l_k \right), j = 1, 2, \dots, N,$$

then we say that the points  $A_1, A_2, \dots, A_N$  are  $N$  satellites of the system [4].

Suppose that  $S^{(2)}\{P, \Gamma, \mathbf{l}\}$  is a centered  $N$ -surround system. Then we define

$$r_P^{(j)} \triangleq \text{Distance}(P, A_{j-1}A_j) \text{ and } \bar{r}_P^{(j)} \triangleq \frac{1}{\|A_j - A_{j-1}\|} \int_{M \in [A_{j-1}A_j]} \|M - P\|,$$

where  $1 \leq j \leq N, N \geq 3$ .

Theorem 1.1 implies the following result.

**THEOREM 5.1.** ( $N$ -mean central distance–central distance inequality)

Let  $S^{(2)}\{P, \Gamma, \mathbf{l}\}$  be a centered  $N$ -surround system. Then we have the following inequality:

$$\frac{G_\Gamma \left( \sqrt[N]{\prod_{j=1}^N \bar{r}_P^{(j)}} \right)}{G_\Gamma \left( \sqrt[N]{\prod_{j=1}^N r_P^{(j)}} \right)} \geq \frac{1}{2} \left[ \sec \frac{\pi}{N} + \cot \frac{\pi}{N} \log \left( \tan \frac{\pi}{N} + \sec \frac{\pi}{N} \right) \right]. \tag{32}$$

Equality in (32) holds if and only if  $\Gamma$  is a circle,  $P$  is the center of the circle and

$$l_1 = l_2 = \dots = l_N = \frac{|\Gamma|}{N}. \tag{33}$$

*Proof.* According to Theorem 1.1, we have

$$\frac{G_\Gamma(\bar{r}_P^{(j)})}{G_\Gamma(r_P^{(j)})} \geq \frac{1}{2} \left[ \sec \frac{l_j \pi}{|\Gamma|} + \cot \frac{l_j \pi}{|\Gamma|} \log \left( \tan \frac{l_j \pi}{|\Gamma|} + \sec \frac{l_j \pi}{|\Gamma|} \right) \right], j = 1, 2, \dots, N,$$

that is,

$$\log \left[ \frac{G_{\Gamma}(\bar{r}_P^{(j)})}{G_{\Gamma}(r_P^{(j)})} \right] \geq \omega \left( \frac{l_j \pi}{|\Gamma|} \right), \quad j = 1, 2, \dots, N, \tag{34}$$

where the function  $\omega$  is defined by (28).

Since the function  $\omega$  is a convex function, according to (34) and the Jensen’s inequality (23), we have

$$\begin{aligned} \log \left[ \frac{G_{\Gamma} \left( \sqrt[N]{\prod_{j=1}^N \bar{r}_P^{(j)}} \right)}{G_{\Gamma} \left( \sqrt[N]{\prod_{j=1}^N r_P^{(j)}} \right)} \right] &= \frac{1}{N} \sum_{j=1}^N \log \left[ \frac{G_{\Gamma}(\bar{r}_P^{(j)})}{G_{\Gamma}(r_P^{(j)})} \right] \geq \frac{1}{N} \sum_{j=1}^N \omega \left( \frac{l_j \pi}{|\Gamma|} \right) \\ &\geq \omega \left( \frac{1}{N} \sum_{j=1}^N \frac{l_j \pi}{|\Gamma|} \right) = \omega \left( \frac{\pi}{N} \right) \\ &= \log \left\{ \frac{1}{2} \left[ \sec \frac{\pi}{N} + \cot \frac{\pi}{N} \log \left( \tan \frac{\pi}{N} + \sec \frac{\pi}{N} \right) \right] \right\}. \end{aligned}$$

That is, inequality (32) holds.

Based on the above proof, we know that equality in (32) holds if and only if  $\Gamma$  is a circle,  $P$  is the center of the circle and equations (33) hold. This completes the proof of Theorem 5.1.  $\square$

Theorem 1.2 implies the following result.

**THEOREM 5.2.** (Mean central distance–central distance–limit inequality)

Let  $S^{(2)}\{P, \Gamma, l\}$  be a centered 2-surround system. then we have the following isoperimetric inequality:

$$\lim_{l \rightarrow 0} \frac{M_{\Gamma}^{[2]}(\bar{r}_P) - M_{\Gamma}(r_P)}{l^2} \geq \frac{\pi^2}{3} \times \frac{\text{Area}D(\Gamma)}{|\Gamma|^3}, \tag{35}$$

here we assume that the above limit exists.

*Proof.* Since

$$0 < \|A_+ - A\| \leq l, \quad \forall A \in \Gamma,$$

we have

$$\lim_{l \rightarrow 0} \angle APA_+ = 0.$$

Consequently, there exists a  $\delta > 0$  such that

$$0 < \angle APA_+ \leq \tau, \quad \forall l \in (0, \delta),$$

where  $\tau$  is defined by Theorem 1.2.



Since  $\Gamma$  is a smooth curve, so, for any point  $A \in \Gamma$ , there exists a line  $AT$ , such that  $AT$  is tangent to  $\Gamma$  at the point  $A$ . Let  $\rho \triangleq \text{Distance}(P, AT)$ . Then  $\rho$  is a *support function* of the curve  $\Gamma$ , and we have [25]

$$\frac{1}{2} \oint_{\Gamma} \rho = \text{Area}D(\Gamma) \text{ with } \lim_{l \rightarrow 0} r_P = \rho. \tag{36}$$

By means of the command `Limit[ ]` of the Mathematica software, we get

$$\lim_{\theta \rightarrow 0} \frac{\frac{1}{2} [\sec \theta + \cot \theta \log(\tan \theta + \sec \theta)] - 1}{\theta^2} = \frac{1}{6}. \tag{37}$$

Set

$$\theta = \frac{l\pi}{|\Gamma|} \Leftrightarrow l = \left( \frac{\pi}{|\Gamma|} \right)^{-1} \theta.$$

According to Theorem 1.2, (36) and (37), when  $l \in (0, \delta)$ , we have

$$\frac{M_{\Gamma}^{[2]}(\bar{r}_P) - M_{\Gamma}(r_P)}{l^2} \geq M_{\Gamma}(r_P) \frac{\frac{1}{2} [\sec \theta + \cot \theta \log(\tan \theta + \sec \theta)] - 1}{l^2},$$

and

$$\begin{aligned} \lim_{l \rightarrow 0} \frac{M_{\Gamma}^{[2]}(\bar{r}_P) - M_{\Gamma}(r_P)}{l^2} &\geq \lim_{l \rightarrow 0} M_{\Gamma}(r_P) \frac{\frac{1}{2} [\sec \theta + \cot \theta \log(\tan \theta + \sec \theta)] - 1}{l^2} \\ &= \lim_{l \rightarrow 0} M_{\Gamma}(r_P) \lim_{l \rightarrow 0} \left( \frac{\pi}{|\Gamma|} \right)^2 \frac{\frac{1}{2} [\sec \theta + \cot \theta \log(\tan \theta + \sec \theta)] - 1}{\theta^2} \\ &= \left( \frac{\pi}{|\Gamma|} \right)^2 M_{\Gamma}(\lim_{l \rightarrow 0} r_P) \lim_{\theta \rightarrow 0} \frac{\frac{1}{2} [\sec \theta + \cot \theta \log(\tan \theta + \sec \theta)] - 1}{\theta^2} \\ &= \frac{1}{6} \left( \frac{\pi}{|\Gamma|} \right)^2 M_{\Gamma}(\rho) \\ &= \frac{1}{6} \left( \frac{\pi}{|\Gamma|} \right)^2 \frac{1}{|\Gamma|} \oint_{\Gamma} \rho \\ &= \frac{1}{6} \left( \frac{\pi}{|\Gamma|} \right)^2 \frac{1}{|\Gamma|} \times 2 \text{Area}D(\Gamma) \\ &= \frac{\pi^2}{3} \times \frac{\text{Area}D(\Gamma)}{|\Gamma|^3}. \end{aligned}$$

That is, inequality (35) holds. The proof of Theorem 5.2 is completed.  $\square$

We remark here that, by (35), we know that: for any  $\varepsilon > 0$ , there exists a real  $\delta > 0$  such that

$$0 < l < \delta \Rightarrow \frac{M_{\Gamma}^{[2]}(\bar{r}_P) - M_{\Gamma}(r_P)}{l^2} > \frac{\pi^2}{3} \times \frac{\text{Area}D(\Gamma)}{|\Gamma|^3} - \varepsilon. \tag{38}$$

## 6. Conclusions

In this paper, we first establish several identities and inequalities involving the centered 2-surround system. Next, we prove two isoperimetric inequalities, which are called the *mean central distance–central distance inequalities*. Finally, we demonstrate the applications of our results, and obtain the *N–mean central distance–central distance inequality* and *mean central distance–central distance–limit inequality*. The proofs of our results are perfect coordination of the mathematical proof techniques and computer.

One of the theoretical significance of this paper is to use the computer to deal with some complex inequality problems, and another is to establish the geometric theory on satellite motion. Large pieces of functional analysis, convex geometry, computer and inequality theories are used in this paper, especially the theory of majorization.

*Competing interests.* The authors declare that they have no conflicts of interest in this joint work.

*Authors' contributions.* All authors contributed equally and significantly in this paper. All authors read and approved the final manuscript.

*Acknowledgements.* The authors would like to acknowledge the support from the National Natural Science Foundation of China (No. 11161024 and No. 61309015), and the Natural Science Foundation of Fujian Province of China (No. 2016J01023), and the Natural Science Foundation of Sichuan Province Technology Department (No. 2014SZ0107).

## REFERENCES

- [1] J. J. WEN AND C. B. GAO, *Geometric inequalities involving the central distance of the centered 2-surround system*, Acta. Math. Sinica., **51** (4) (2008), 815–832, (in Chinese).
- [2] C. B. GAO AND J. J. WEN, *Theory of surround system and associated inequalities*, Comput. Math. Appl., **63** (12) (2012), 1621–1640.
- [3] C. B. GAO AND J. J. WEN, *Theories and inequalities on the satellite system*, ISRN Math. Anal., **2011**, Article ID 909261, 22 pages.
- [4] J. J. WEN, J. YUAN AND S. H. WU, *Isoperimetric inequalities in surround system and space science*, J. Inequal. Appl., **2016**, 74 (2016), 28 pages.
- [5] J. J. WEN AND W. L. WANG, *The inequalities involving generalized interpolation polynomial*, Comput. Math. Appl., **56** (4) (2008), 1045–1058.
- [6] J. J. WEN AND S. S. CHENG, *Closed balls for interpolating quasi-polynomials*, Comput. Appl. Math., **30** (3) (2011), 545–570.
- [7] P. S. BULLEN, P. S. MITRINOVIĆ AND P. M. VASIĆ, *Means and their inequalities*, Reidel: Dordrecht/Boston/Lancaster/Toyko, 1988.
- [8] J. J. WEN, J. YUAN AND S. F. YUAN, *An optimal version of an inequality involving the third symmetric means*, Proc. Indian Acad. Sci. Math. Sci., **118** (4) (2008), 505–516.
- [9] C. B. GAO AND J. J. WEN, *A dimensionality reduction principle on the optimization of function*, J. Math. Inequal., **7** (3) (2013), 357–375.
- [10] J. J. WEN AND W. L. WANG, *The optimization for the inequalities of power means*, J. Inequal. Appl., **2006**, Article ID 46782, 25 pages.
- [11] J. J. WEN AND W. L. WANG, *Chebyshev type inequalities involving permanents and their applications*, Linear Algebra Appl., **422** (1) (2007), 295–303.

- [12] J. J. WEN, T. Y. HAN AND S. S. CHENG, *Inequalities involving Dresher variance mean*, J. Inequal. Appl., **2013**, 366 (2013), 29 pages.
- [13] D. KING-HELE, *Theory of satellite orbits in an atmosphere*, Butterworths, London, 1964.
- [14] F. DELLA PIETRA AND N. GAVITONE, *The Relative isoperimetric inequality: the anisotropic case*, J. Convex Anal., **20** (1) (2013), 157–180.
- [15] F. R. K. CHUNG AND P. TETALI, *Isoperimetric inequalities for Cartesian products of graphs*, Combin. Probab. Comput. **7** (2) (1998), 141–148.
- [16] J. J. WEN AND B. J. ZHOU, *The isoperimetric inequality in  $\mathbb{R}^3$* , J. Chengdu University (Natural Science), **25** (4) (2006), 241–246, (in Chinese).
- [17] A. W. MARSHALL AND I. OLKIN, *Inequalities: Theory of majorization and its applications*, Academic Press, New York, 1979.
- [18] S. H. WU, *On the weighted generalization of the Hermite-Hadamard inequality and its applications*, Rocky Mountain J. Math., **39** (5) (2009), 1741–1749.
- [19] J. J. WEN, J. E. PEČARIĆ AND Y. H. TIAN, *Weak monotonicity and Chebyshev type inequality*, Math. Inequal. Appl., **18** (1) (2015), 217–231.
- [20] J. J. WEN AND Z. H. ZHANG, *Jensen type inequalities involving homogeneous polynomials*, J. Inequal. Appl., **2010**, Article ID 850215, 21 pages.
- [21] J. J. WEN, Y. HUANG AND S. S. CHENG, *Theory of  $\phi$ -Jensen variance and its applications in higher education*, J. Inequal. Appl., **2015**, 270 (2015), 40 pages.
- [22] J. J. WEN, C. B. GAO AND W. L. WANG, *Inequalities of J-P-S-F type*, J. Math. Inequal., **7** (2) (2013), 213–225.
- [23] J. E. PEČARIĆ, F. PROSCHAN AND Y. L. TONG, *Convex functions*, Academic Press, Boston, MA, 1992.
- [24] J. J. WEN, *The inequalities involving Jensen functions*, J. Sys. Sci. Math. Sci., **27** (2) (2007), 208–218, (in Chinese).
- [25] D. L. REN, *Topics in integral geometry*, World Scientific Publishing Co., River Edge, NJ, 1994.

(Received August 4, 2016)

Jia Jin Wen  
*Institute of Mathematical Inequalities and Applications*  
*College of Mathematics and Computer Science, Chengdu University*  
*Chengdu, Sichuan 610106, P. R. China*  
*e-mail: wenjiajin623@163.com*

Shan He Wu  
*Department of Mathematics and Computer Science*  
*Longyan University*  
*Longyan, Fujian 364012, P. R. China*  
*e-mail: shanhewu@163.com*

Jun Yuan  
*School of Information Engineering*  
*Nanjing Xiaozhuang University*  
*Nanjing, Jiangsu 211171, P. R. China*  
*e-mail: yuanjun.math@126.com*

Tian Yong Han  
*Institute of Mathematical Inequalities and Applications*  
*College of Mathematics and Computer Science, Chengdu University*  
*Chengdu, Sichuan 610106, P. R. China*  
*e-mail: hantian123\_123@163.com*